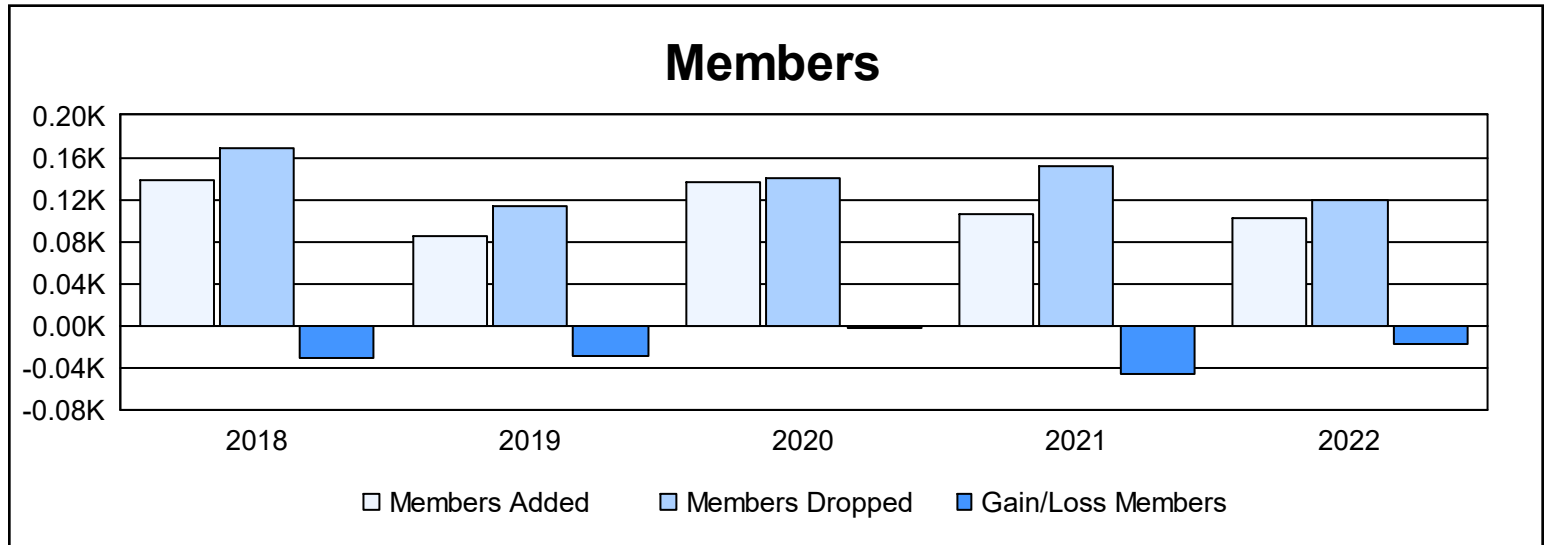
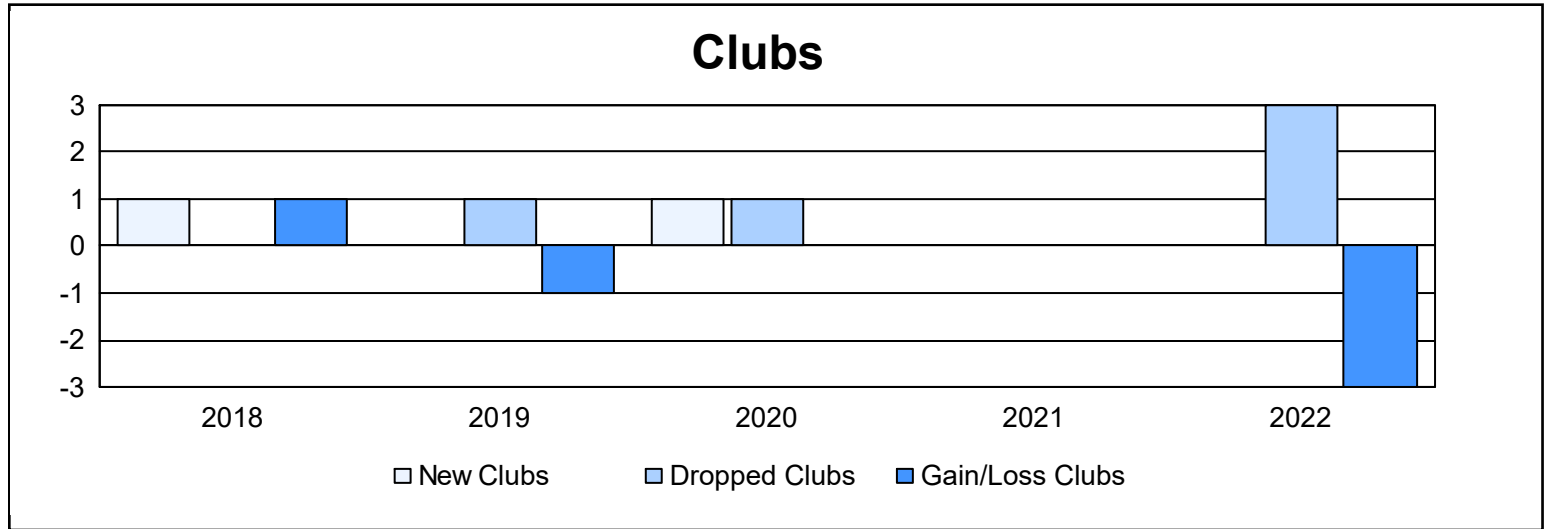
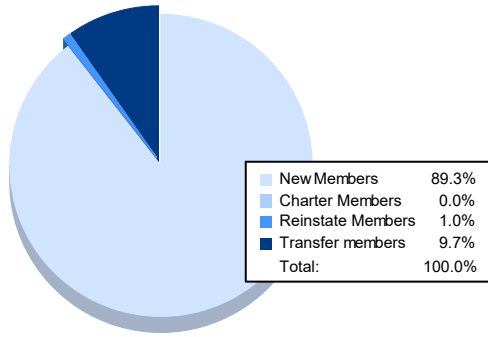


Year	New Clubs	Dropped Clubs	Gain/ Loss Clubs	New Members	Charter Members	Reinstate Members	Transfer Members	Total Member Added	Total Members Dropped	Gain/ Loss Members
2017-2018	1	0	1	109	21	1	8	139	169	-30
2018-2019	0	1	-1	74	1	7	3	85	114	-29
2019-2020	1	1	0	111	22	1	3	137	140	-3
2020-2021	0	0	0	98	1	5	2	106	152	-46
2021-2022	0	3	-3	92	0	1	10	103	120	-17
<b>Average</b>	<b>0</b>	<b>1</b>	<b>-1</b>	<b>97</b>	<b>9</b>	<b>3</b>	<b>5</b>	<b>114</b>	<b>139</b>	<b>-25</b>



### Membership Composition June 2022 Cumulative



### Gender Composition June 2022 Cumulative

